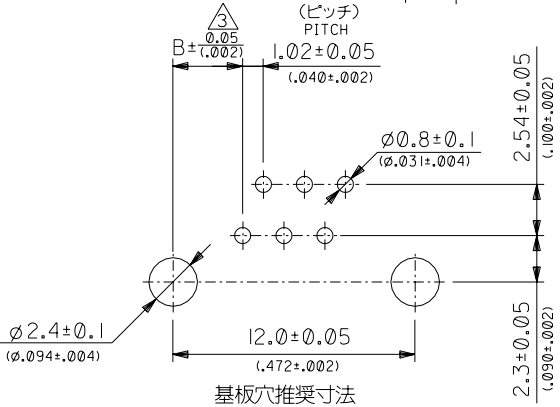
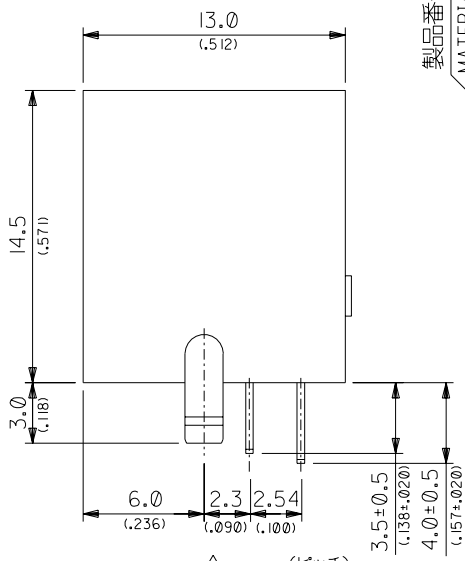
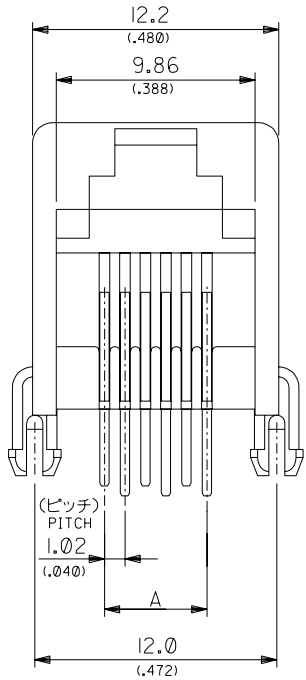
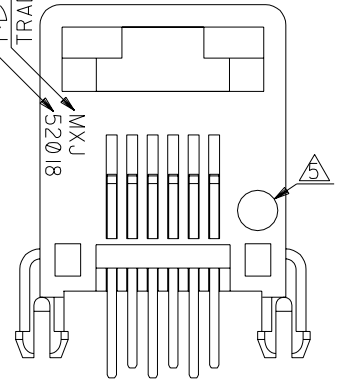


DWG. NO.  
SD-52018-003



基板穴推奨寸法  
RECOMMENDED P.C.B. LAYOUT  
(ジャック取付け側)  
(JACK ASS'Y SIDE)

製品番号  
MATERIAL NO.  
トレードマーク  
TRADE MARK



- 注) NOTES
- 材質 MATERIAL  
ハウジング: ガラス入りポリアステル UL94V-0  
HSG.: POLYESTER G.F.15% UL94V-0  
ターミナル: リン青銅  
TERM.: PHOSPHOR BRONZE
  - メッキ仕様 PLATING  
接点部: 金メッキ、表参照  
CONTACT AREA: GOLD PER TABLE  
半田付け部: 錫メッキ 1.0µmMIN.  
SOLDER AREA: TIN 1.0 MICROMETER MINIMUM.  
下地メッキ: ニッケルメッキ 1.0µmMIN.  
UNDERPLATE: NICKEL 1.0 MICROMETER MINIMUM.
  - △ -6.4\*6は両端の基板穴を除く。  
-6.2\*6は両端の2つの基板穴を除く。  
DIM B INDICATES FIRST P.C.HOLE  
REQUIRED PER PART NUMBER.  
FOR PARTIALLY LOADED ASSEMBLIES  
P.C.HOLE PATTERN IS REDUCED FROM EACH END.
  - 推奨基板厚: t=1.6±0.05  
RECOMMENDED P.C.B. THICKNESS: 1.6±0.05
  - △ 金メッキ厚標示  
COLOR CODING TO INDICATE GOLD PLATING  
黄色: 0.1µmMIN. YELLOW: 0.1 MICROMETER MINIMUM.  
緑色: 0.38µmMIN. GREEN: 0.38 MICROMETER MINIMUM.  
オレンジ色: 0.76µmMIN. ORANGE: 0.76 MICROMETER MINIMUM.  
無色: 1.27µmMIN. UNMARKED: 1.27 MICROMETER MINIMUM.
  - ハウジングの色は、グレイ。  
HOUSING COLOR IS GRAY.
  - 本製品は52018-6\*\*5の鉛フリー品である。  
THIS PRODUCT IS LEAD FREE OF 52018-6\*\*5.

6	6	5.08 (.200)	3.46 (.136)	1.27 / (50)	52018-6646
				0.76 / (30)	▲ -6636
				0.38 / (15)	-6626
				0.1 / (4)	-6616
6	4	3.05 (.120)	4.48 (.176)	1.27 / (50)	-6446
				0.76 / (30)	-6436
				0.38 / (15)	-6426
				0.1 / (4)	-6416
6	2	1.02 (.040)	5.49 (.216)	1.27 / (50)	-6246
				0.76 / (30)	-6236
				0.38 / (15)	▼ -6226
				0.1 / (4)	52018-6216
ポジション POSITION	極数 CIRCUITS	A	B	金メッキ厚 (µmMIN) GOLD PLATING THK (MIN.)	製品番号 MATERIAL No.

DO NOT SCALE DRAWING

64 NO. DRWN: CH'K: APPR: 63 NO. DRWN: CH'K: APPR: 62 NO. DRWN: CH'K: APPR: 61 NO. DRWN: CH'K: APPR:	新緑作成 RELEASED 60 NO. J2004-4221 DRWN: M.NAGATA '04/05/14 CH'K: K.TOJO '04/05/14 APPR: M.SASAO '04/05/14	MATERIAL 材料 注参照 SEE NOTES FINISH 仕上げ 注及び表参照 SEE NOTES AND CHART WIRE RANGE 適用電線範囲 INS. RANGE 被覆外径	GENERAL TOLERANCES: (UNLESS SPECIFIED) 一般公差 10 UNDER 未満 ±0.2 (0.08) 10 OVER 30 UNDER 未満 ±0.25 (0.01) 30 OVER 以上 ±0.3 (0.01) ANGLE 角度 ±3°	SCALE 4:1 DESIGN UNITS <input checked="" type="checkbox"/> mm <input type="checkbox"/> INCH DRAWN BY & DATE M.NAGATA '04/05/14 CHECKED BY & DATE K.TOJO '04/05/14 APPROVED BY & DATE M.SASAO '04/05/14 CAD FILENAME SD-52018-003.S01	MODEL NO. 52018-6**6 DIMENSIONS: <input type="checkbox"/> mm <input type="checkbox"/> INCH <input type="checkbox"/> mm <input checked="" type="checkbox"/> mm ONLY SHT REV 22 2 TITLE: MODULAR JACK HOUSING ASS'Y -LEAD FREE- MOLEX MOLEX INCORPORATED	MATERIAL NO. SEE CHART DRAWING NO. SD-52018-003 SHEET NO. 1 OF 1 SIZE B 2BBS DRAWING CONTAINS INFORMATION THAT IS PROPRIETARY TO MOLEX INCORPORATED AND SHOULD NOT BE USED WITHOUT WRITTEN PERMISSION.
--	---	--	--	--	---	---